



Hi everyone



What a busy month it has been! We're thrilled to welcome lots of first-time shoppers & it's great to have some new faces in our classes. It saddens us that more craft shop closures have been announced. Crafty people are going to miss out on visiting shops that you can see & feel what you are buying & experience the joy of crafting with others. You-tube videos & online stores have their place, but you can't beat personal service & interacting with other students. It's disappointing to see empty shops popping up everywhere. Try & support the small businesses in your area or they will no longer be there for you. We are pleased to say that we have no plans to be anywhere but here for the foreseeable future.

What's new

- For those of you that haven't got enough Christmas supplies we've had a couple of new treasures arrive including these gorgeous Simon Hurley Sketched Santa stamps pictured below. The set has 4 cute Santas, some great Santa sentiments & some lovely small festive designs to create the ultimate Christmas project.
- I just can't get enough snowflakes at Christmas time & this new 3D embossing folder from Sizzix is amazing! It is a standard A6 size & has such beautiful detail.



- Also new for Christmas are these fabulous Ranger stencils. The larger layering stencil is called Sparkle Fade & is the perfect fine pattern for so many projects including Christmas. The set of three mini stencils includes a smaller version of sparkle fade along with a tree of circles & some fine holly leaves
- We loved our first collection of Andy Skinner stamps from Creative Expressions & we had to buy a couple of his amazing new robot set. We have Rainy Day & Better together as pictured below.



- Lavinia has released a new set of festive stamps called 'Starlight Whispers'. These would have been useful for our Christmas card designs, but they left them too late again this year. Our order left the UK yesterday & they should be here next week. If there are any that you NEED to add to your collection, let us know & we shall put them aside for you. The new range are pictured above.

Classes

As our classes wind down for 2024 we have a few vacant places in November listed below. Just a reminder that we don't advertise all classes - only those with availability. We are teaching 7 days a week, on some days we have morning & afternoon classes & most are booked out. Here are our available dates in November: -

Card-making

Tamara has a fabulous new set of 3 Christmas cards on display for November that use a range of our lovely Christmas papers. One of the cards features a great technique with the new embossed window frame die set to enhance a resist, ink-blended background. You will learn to create & decorate these amazing, fancy folded cards with some beautiful paper-tole Christmas embellishments.

Vanessa has created 4 gorgeous Christmas cards using Paper Rose Enchanting Christmas papers. The cards in this set feature lots of purple tones with shimmer, sheen & sparkle to enhance the festive embellishments. Vanessa has her usual mix of fabulous, shaped cards including a shaker, easel & z-fold. You should also keep an eye out for her pink Christmas card sets using Uniquely Creative 'Christmas wishes' range for late November/early December classes.

Chris has a few Christmas card making classes happening in November as well as a new non-Christmas set. Her 5 cute Winnie the Pooh Christmas cards feature the regular Pooh characters with a festive theme using some of the 12x12 papers in this gorgeous Echo Park range along with one of the Pooh Christmas stamps sets. Techniques for these cards include embossing glaze, texture paste, alcohol ink & blending with sticky stencil masks

She is still teaching her 5 cards using Graphic 45 Merry & Bright collection. These cards are definitely bright in traditional Christmas red, green & gold colours. This set features a pinwheel, easel & pillar fold cards. We also use stencils, embossing glaze, mica sprays & sticky mask techniques.

In her most popular class Chris has used the Mintay 'Christmas blessings' 6x6 paper pad to create a gorgeous set of 10 cards for the festive season. In this set we use many techniques including texture paste, mica spray, alcohol ink & metallic rub-ons. We create a shaker card, horizontal waterfall & concertina gatefold card incorporating the gold & teal colours in this lovely paper pad. In November there are places to join class 1 &/or 2 individually or the all-day class making all 10 cards

If you would like a break from Christmas cards, Chris has created a set of 5 new cards using the Paper Rose 'Cozy Fall' 12x12 papers. The cards feature florals, books & knitting images on beautiful, muted pink, yellow, orange, sage green & blue coloured backgrounds. We use embossing glaze, texture paste, stencils, watercolour pencils, blended inks & sticky masks to make these colours pop

These are card-making dates with availability in November: -

- Saturday 9th November - 11am - 2pm - 3 new Christmas cards with Tamara \$28
- Tuesday 12th November 9-30-12-30pm - pt 2 Mintay Christmas blessings x 5 cards with Chris \$32
- Thursday 14th November - 9-30am - 12.30pm - 5 'Winnie the Pooh' Christmas cards with Chris \$32
- Monday 18th November 9-30-12-30pm - pt 2 Mintay Christmas blessings x 5 cards with Chris \$32
- Tuesday 19th November 9-30-12-30pm - pt 1 Mintay Christmas blessings x 5 cards with Chris \$32
- Wednesday 20th November 9-30am - 12.30pm - 5 'Winnie the Pooh' Christmas cards with Chris \$32
- Friday 22nd November - 10am - 4pm - 10 Mintay 'Christmas blessings' cards with Chris \$60
- Monday 25th November - 10am - 1pm - 5 Paper Rose 'Cozy fall' cards with Chris \$32
- Tuesday 26th November 9-30am - 12-30pm - 5 Paper Rose 'Cozy Fall' cards with Chris \$32
- Thursday 28th November 10am - 1pm - 4 'Enchanting Christmas' cards with Vanessa \$28
- Friday 29th November 1-30 - 4-30pm - 5 Graphic 45 Christmas cards with Chris \$32
- Saturday 7th December - 11am - 2pm - 4 Uniquely Creative Christmas cards with Vanessa \$28

Art Journalling

Meagan has a couple of places to create her very cute, new 'Be Merry' Christmas page. In this class you learn a stencilled resist background technique & add Distress Oxide spray for colour. Meagan then helps you to build up layers of stamping & collage using a Paper Rose Woodland Christmas paper. Finally, you create dimension using 13@rts texture powder & top it off with 13@rts acrylic glitter ink. She has availability on - Wednesday 27th November - 2pm - 5pm - cost \$30

Scrap-booking

Vanessa has a couple of places in her regular scrapbooking classes on the 4th Wednesday of each month. In her November class she is creating a double layout featuring the 13@rts 'Travel Journal' range with a beachy travel theme. This will be on display soon.

- Wednesday 27th November 10am - 1pm - Travel Journal scrapbooking with Vanessa \$28

Towards the end of the month & into December you are likely to see some Christmas parties in our classroom. We take the time to celebrate a fabulous year of craft with each of our regular groups. Plenty of fine, festive food is shared & there may be a morsel for visiting customers if you are lucky!

Just a reminder we will be closed next Tuesday 5th November for the Melbourne Cup public holiday. We hope you get to enjoy some time with friends & family over this break

Keep smiling



6 Melrose Ave

Coldstream Vic 3770

Chris mobile 0412 859333

Shop phone 0493 051331

chris@coldstreamcreations.com.au

Website: coldstreamcreations.com.au