

Hi everyone

We are delighted to hear that Aida has finished our 13@rts workshop card-making, scrapbooking & mixed media pieces. Once we have photos we will put together all the information you need to know about our crafty weekend at the Coldstream Community Centre from 24th - 26th October. We will endeavour to have an email with all details very soon. Thanks for your patience.



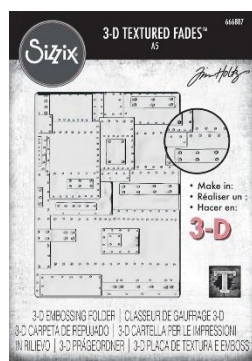
Chris has spent a productive week away from the shop & has been creating lots of new projects for the year ahead. Many thanks to Vanessa, Tamara & Jenn for holding the fort in her absence.

What's new

- Our new 13@rts collections arrived a few weeks ago & they are stunning! 'Black velvet' is a dramatic, predominantly black & gold range featuring florals, damask prints, chandeliers & some beautiful, feminine elements. This range is perfect for special occasion cards or layouts. 'Fantasy Land' is a pretty range featuring beautiful floral designs on pale pink & green backgrounds with whimsical elements. This versatile collection is suitable for many projects. We have 12x12 & 6x6 paper pads, 12x12 fussy cut sheets & ephemera for both ranges. We also have a fabulous new 6-piece mini watercolour set to match the fantasy land collection.



- Sizzix have just re-released these fabulous Texture fades 3D embossing folders in a new A5 size. This makes them suitable for most sized cards & they will still fit in a standard sized Big shot machine. We have stock of Botanical, Foundry, Lumber & Typewriter as pictured below :-



- We have received a top-up order some of our favourite sentiment, border & number stickers with a couple of new designs & we have more on the way. We have also re-stocked our individual Paper Rose A5 sentiment sheets including one of the new 'Non-birthday' style in white/black.

Classes

Art Journaling

Meagan has places in 4 of her art Journal classes over the next month, but you will need to be quick to secure a spot as they are very popular.

'Hickory Dickory Dock' is a gorgeous new page using the new Lavinia 'Dreamatorium' stamps. In this class you create a scene using masking & inking techniques, then use Lavinia Elements inks to create mood through the use of light & dark colours. To finish off you create a twilight night scene embellished with gelly roll glitter pens & pearl drops.

'Bob's garden' is a wonderful layout featuring some Lavinia 'Herbs & delights' stamps & masks. You will start creating a background by blending Lavinia elements inks on a gelli plate. Then you build up your scene with stamps, masks & more blending techniques. Finally, you apply colour & sparkle with Stardust gelly roll pens to highlight your garden stamps

'My familiar' is a stunning layout Meagan has repeated many times featuring 3 owls on a branch in the moonlight. In this class you learn how to do a Distress Oxide printing technique then add Pan Pastels to create a moon using masks. Finishing off with stamping, collaging and layering the Lavinia Owls to create a night beautiful scene.

'Smile, Laugh, Dream' is a lovely bright layout with background sparkle from Lisa Horton Metallic inks. In this class you will create layered inky background with the metallic inks & gelli plate. Your next layer is created by stamping, heat embossing & printing with a round gelli plate. To complete the page you add collage elements, including stencilled words coloured with Lisa Horton Interference ink & some Paper Rose stamped/coloured flowers

- Saturday 21st June - 10am - 1pm - 'Hickory Dickory Dock' art journal page with Meagan \$30
- Wednesday 25th June - 2pm - 5pm - 'Bob's garden' art journal page with Meagan \$30
- Monday 30th June - 10am - 1pm 'My Familiar' owls art journal page with Meagan \$30
- Sunday 6th July 10am - 1pm - 'Smile, Laugh, Dream' art journal page with Meagan \$30

Card-making

Vanessa has designed a fabulous new set of cards for her June classes with the new Mintay 'Lighthouse' collection. Her four cards feature nautical embellishments including anchors, seagulls, ropes & lighthouses on predominantly burgundy & navy tones & a stunning burgundy/white shimmer stripe. This card set includes a slimline shaker & three wonderful dimensional, folded cards

She also has some availability for her 4 striking 13@rts 'Paint your life' cards this month. This rustic collection includes paint brushes, pots & palettes (as the name suggests) along with florals & leaves in gorgeous Autumnal tones with a touch of blue & teal. Vanessa's cards have a mix of fabulous shapes & designs including a rocker, shaker & window card. Her favourite rose gold cardstock is the perfect accompaniment for the rust & teal set that also includes a great masculine card.

Vanessa is also in the process of designing a new set of cards using the lovely 13@rts 'Black Velvet' range & these will be on display soon

Tamara has created a gorgeous new set of cards using Paper Rose 'bees & butterflies' collection. These three cards obviously feature bees & butterflies with a golden yellow, black & rust colour tones. You will create an amazing octagon gatefold pop-up, honeycomb shaker & a lovely, floral stamped & embossed exploding card. All cards are decorated with the beautiful memory box buzzing bumblebees die cuts. Availability is listed below

Chris has a new set of 5 cards using Mintay 'Antique shop'. As mentioned previously Mintay are no longer designing 6x6 paper pads, so we took the opportunity to get some older 6x6 designs while they are still available. This range features old-world music & sewing themes along with books & florals. The base colour is deep burgundy & cream with a splash of ice blue. Our cards have a sewing theme with an embossed patchwork card, a stamped antique sewing machine to colour, pillar fold antique shop, mannequin sewing collage words & a slimline card with 3 opening flaps

Chris is still teaching her pretty 13@rts 'Flow with colors' 6x6 paper pad. This range features floral, pastel shades & the cards are predominantly purple. Many of this set are created with stamping techniques including heat embossing, masking, stamp kissing, embossing glaze & colouring. We also create easel, shaker & stencil resist cards. This set of cards are usually done in two sessions of 5 cards. You will need to do both part one & two if you choose this class. There are usually plenty of options for both sessions, but if you don't see one that works for you, we shall arrange something.

Chris has used Mintay 'Lullaby Lane' to create 5 baby cards. These dimensional cards are designs that we have been creating over the last 12 months. This set are all paper-based & have no messy techniques. This range has aqua & peach backgrounds with a touch of pale red. Cards are suitable for baby boys or girls. She continues teaching her set of 5 cards using the Mintay 'Home sweet home' 8x8 inch paper pad that features mauve, white & sage green modern home designs with lots of great background papers. Cards include some slimline designs, easel, pinwheel & a large 8x8 card suitable for a group to sign.

Card making classes with availability in June/July are listed below: -

- Saturday 7th June - 10am - 1pm - 5 Mintay 'Lullaby Lane' baby cards with Chris \$35
- Monday 9th June - 9-30am - 12-30pm - 5 Mintay 'Antique Shop' cards with Chris \$35
- Tuesday 10th June - 9-30am - 12-30pm - 5 Mintay 'Home sweet home' cards with Chris \$35
- Saturday 14th June - 2pm - 5pm - 4 Mintay 'Lighthouse' cards with Vanessa \$30
- Wednesday 18th June - 9-30am - 12-30pm part 1 - 13@rts 'Flow with colors' cards with Chris \$35
- Friday 20th June - 10am - 1pm - 4 13@rts 'Paint your life' cards with Vanessa \$30
- Saturday 21st June - 2pm - 5pm - 3 Paper Rose 'Butterflies & Bees' cards with Tamara \$30
- Tuesday 24th June - 9-30am - 12-30pm - 5 Mintay 'Antique Shop' cards with Chris \$35
- Thursday 26th June - 10am - 1pm - 4 Mintay 'Lighthouse' cards with Vanessa \$30
- Friday 27th June - 9-30am - 12-30pm - 5 Mintay 'Antique Shop' cards with Chris \$35
- Monday 1st July 10am - 1pm - 4 13@rts 'Black Velvet' cards with Vanessa \$30
- Wednesday 2nd July - 9-30am - 12-30pm - 5 Mintay 'Antique Shop' cards with Chris \$35

Scrap-booking

Vanessa is creating some layouts for June using the Mintay 'Lighthouse' collection. Her new layouts feature nautical themes with gorgeous rich colours of navy, cream & burgundy & some added texture with rope & muslin. They will be on display soon. Availability includes: -

- Saturday 14th June - 10am - 1pm Mintay 'Lighthouse' scrapbooking layouts with Vanessa \$30

As always, if you like the sound of any of our classes & you don't see a date that suits you, get in touch with us & we will find a place for you or arrange a new day/date.

The shop will be open for our regular hours from 11am - 3pm on **Monday 9th June** for 'The King's birthday' public holiday

Keep smiling



6 Melrose Ave

Coldstream Vic 3770

Chris mobile 0412 859333

Shop phone 0493 051331

chris@coldstreamcreations.com.au

Website: coldstreamcreations.com.au