


Hi everyone

We heard lots of good reports from those who attended the 25th annual Paperific show over the weekend. Great to confirm that our industry is alive & well. We have so many talented designers & teachers & it's great to see them all in the one place each year.


Speaking of talented designers & teachers, Aida's 13@rts workshops are now only 8 weeks away & we're very excited. Thanks to most of you that have made your final payments. If you are yet to pay, please arrange to do so as soon as possible. Scrap-booking & Mixed Media classes are booked out, but we still have a few places in the card-making workshops as we are running two of the same class. Details are at the end of the newsletter. If you'd like to join in get in touch with Chris & she can arrange for a place on either Friday 24th or Sunday 26th October.

What's new - we have plenty of new Christmas products are here & have generally only included paper pads in the photos otherwise our newsletter would be 6 pages long!! We have many other embellishments & papers as described for each collection


- Our first Mintay Christmas paper collection for the year has arrived & is pictured below. Holly Jolly' is a traditional Christmas range in green, red & white featuring wreathes, poinsettias, Santa, elves & some fabulous plaids. We have the usual 6x8 paper pads, die-cuts, 12x12 fussy cut sheets & 12x12 label sheets. Chris is teaching a 10-card set with this range later this month



- We also have a lovely new Christmas collection pictured above from Graphic45 called 'Deck the Halls'. This has traditional colours of red & green with some mid-blue pages for a change. Patterns include snowflakes, nutcrackers & other regular Christmas themes. We have a couple of the 12x12 packs, 8x8 paper pads, ephemera, rub-ons & some 12x12 single papers. Chris is creating a 5-card set with this range that will be on display next week.
- Another fabulous Christmas collection has arrived today from Paper Rose called 'Christmas Holly' pictured above. This range is predominantly burgundy & sage green featuring lots of poinsettias, berries, stripes & plaids. We have stock of 12x12 & 6x6 paper pads, tags & tickets, embossed die cuts, cut apart sheets & some 12x12 papers.
- Also new from Paper rose is their gorgeous baby range 'Boho Baby'. The collection is designed around some neutral beige & sage green tones with teddies, bunnies & beautiful baby themes. We have 12x12 & 6x6 paper packs, embossed die cuts, cut apart sheets & some lovely 12x12 papers.



- More non-Christmassy arrivals include a fabulous new range from Simple Stories & Spellbinders featuring Mickey & Minnie mouse. We have a great 6x8 paper pad, some 12x12 tag sheets, ephemera, stamp set & die set in this range all pictured above
- We also have some new Halloween papers & paper pads for those who love to celebrate. Pictured above is a 6x6 paper pad. We also have several 12x12 papers in this 'Ghost & Goblins' range by Echo Park. We also have some fabulous new 12x12 papers called 'Halloween Hollow' by Paper Rose
- For those of you loving blending techniques we have stock of the new Ranger mini blending brushes pictured above. These are a smaller size than the usual Tim Holtz brushes & are lovely to work with if you prefer a brush to a foam pad
- Later this week our Uniquely Creative order of 'Home for Christmas' will be here. This is a beautiful Australian Christmas range in traditional colours of red, green & gold with plenty of fabulous background papers, lots of baubles, poinsettias & florals. We will have a few 12x12 paper packs, 6x6 pads & plenty of the two amazing 12x12 'fussy cut' sheets. We've ordered all 4 sets of matching paper embellishments including standard creative cuts, great Aussie icons, vellum florals & a baubles & butterflies set. We will also have some of the cream, red & green floral packs along with the Home for Christmas mini cut-apart sentiment sheets. Christmas stencil & stepper dies are on the way too. Some are pictured below.



Classes with availability for September are:-

Art Journaling

Meagan has 3 amazing classes with availability in September:-

'**Be true to you**' is a gorgeous 'Dylusions' style page starting with a baby-wiped, painted background, hand-doodled border & some stencilling. The page comes alive when you add the 'It's not Tuesday' stamps & paper rose die cut letters that are coloured with alcohol markers & gel pens

'**Forest Music**' is Meagan's latest design where you create a whimsical Lavinia forest full of animals gathering to listen to music. You start by creating a brayered, paint background then adding stencilled details with Lavinia elements inks. Finally, you build a forest scene by stamping & colouring with pencils & gelli roll sparkle pens

'**Fantasy Land**' is a beautiful mixed media page featuring peeled paint effects & 13@rts ephemera. These come together with an acrylic paint, gesso, heat embossed, stamped & stencilled background. Your next layer is added with collaged paper, more gesso & ephemera then finally water colour pencil & sparkly ink

- Sunday 7th September - 10am - 1pm - 'Be True to you' art journal page with Meagan \$30
- Saturday 20th September - 10am - 1pm - 'Forest Music' art journal page with Meagan \$30
- Wednesday 24th September - 2pm - 5pm 'Fantasy Land' Art Journal page with Meagan \$30

Card-making

At this time of the year our focus tends to be on Christmas cards, but there are a couple of classes that are not Christmas related listed below

Tamara is unavailable to teach in September & October as she'll be having knee surgery. We wish her a speedy recovery & look forward to some amazing new creations when she returns.

Vanessa has two different themed classes for September. In case you missed her gorgeous set of 4 cards using **13@rts 'Fantasy Land'** there is one more opportunity below. These pretty cards are predominantly pastel pinks & greens with flowers, foliage, butterflies & feminine embellishments. This lovely set features many different shapes, pop-ups, shaker & easel cards.

Vanessa has also created a great new set of 4 Christmas cards using the **Mintay 'Holly Jolly'** papers. These festive cards feature traditional Christmas colours with some lovely textures including mirror, glitter & embossed card. You'll make a wonderful 6 sized pinwheel card, a shaker, star window & Z-fold card. All are embellished with fabulously festive cut outs.

Chris has designed a couple of new card sets for September & beyond. She has a 10 card Christmas set using the 8x8 **Mintay 'Holly Jolly'** paper pad. Most of these are using patterned paper & card shapes including a pinwheel, tri-coloured shaker, bay window, shutter, easel & Christmas tree shaped card. We also create some textured backgrounds. Most cards are complete & they will be on display later this week. Chris has also created a new 5 Christmas card set with some Graphic 45 'Deck the Halls' 12x12 papers. We have chosen to accentuate the blue in most of the cards & have created some backgrounds with mica spray/pixie powder, texture paste/embossing glaze & a festive scene in a masked jar. The dimensional cards in this set are a gatefold & concertina label.

Chris continues teaching the very popular **Paper Rose 'Holiday Fun'** Christmas cards made with the 6x6 inch paper pad. This is a bright red, black & white range is from late 2024 featuring modern trees, Santas, presents, owls & houses. We make a 3d Christmas tree shaped card, an exploding labels card, a blended night sky card, owl easel, textured/embossed Christmas tree card & a jigsaw card with leftovers. If you're not in the mood for Christmas cards Chris is still teaching her **Paper Rose "Teddy Celebrates"** cards. We use the 6x6 paper pad with black, champagne & peach colours, plenty of balloons & fabulous night scenes, but we have chosen not to include any teddies! We make an acetate window card, concertina label card & techniques include ombre embossing glaze & a fireworks background using pixie powders.

Chris is also repeating a bag of 9 cards class using the 13@rts 'Secret garden' 6x6 paper pad as a one off. This class was originally taught in 2023 & some of the techniques include resist stencilling, stamp masking & heat embossing on vellum. We also create a 3-window shaker card, easel card & a bay window card design. She will be designing new bag of cards for later in the year as they make a lovely Christmas gift.

Card making classes with availability in September are listed below: -

- Thursday 4th September 9-30am - 12-30pm 5 Paper Rose 'Teddy celebrates' cards with Chris \$35
- Thursday 4th September 1-30pm - 4-30pm 5 Paper Rose 'Teddy celebrates' cards with Chris \$35
- Tuesday 9th September 9-30am - 12-30pm Part 1 - 5 Mintay 'Holly Jolly' cards with Chris \$35
- Saturday 13th September 10am - 1pm - 4 Mintay 'Holly Jolly' cards with Vanessa \$30
- Wednesday 17th September 9-30am - 12-30 pm - 6 Paper Rose 'Holiday fun' cards with Chris \$35
- Friday 19th September 10am - 1pm - 4 x 13@rts Fantasy Land cards with Vanessa \$30
- Sunday 21st September 10am - 4pm - 10 Mintay 'Holly Jolly' cards with Chris \$68
- Thursday 25th September 10am - 1pm - 4 Mintay 'Holly Jolly' cards with Vanessa \$30
- Friday 26th September 10am - 1pm - Part 1 - 5 'Flow with colors' cards with Chris \$35
- Monday 29th September 9-30 am - 12-30pm 10 x 13@rts 'Secret Garden' cards with Chris \$65
- Tuesday 30th September 9-30am - 12-30pm 5 Graphic 45 'Deck the Halls' cards with Chris \$35

Scrapbooking

Vanessa has created some gorgeous layouts using the beautiful **13@rts 'Fantasy Land'** 12x12 papers. Her pages feature pastel green & pink with pretty florals, butterflies & beautiful, feminine embellishments. She is also creating some new layouts using **Mintay 'Bon Voyage'** range. These are obviously holiday-themed pages featuring lots of travel motifs on a warm pastel colour palette. Pages will be on display soon. Classes with availability include:-

- Saturday 13th September 2pm - 5pm - 'Fantasy Land' scrapbook layouts with Vanessa \$30
- Wednesday 24th September 10am - 1pm - Mintay 'Bon Voyage' scrapbook layouts with Vanessa \$30

As always, if you like the sound of any of our classes & you don't see a date that suits you, get in touch with us & we will find a place for you or arrange a new day/date.

Despite Chris being a fanatical football fan, the shop will be open for our regular hours on both Friday 26th September (AFL Grand Final Public Holiday) 1pm - 5pm & Saturday 27th September Grand Final Day from 1pm - 4pm.

Keep smiling



6 Melrose Ave

Coldstream Vic 3770

Chris mobile 0412 859333

Shop phone 0493 051331

chris@coldstreamcreations.com.au

Website: coldstreamcreations.com.au

13@rts Workshops with availability 24 & 26th October

We still have some availability in Aida's card making classes at the Coldstream Community Centre. Due to popular demand last time, we have planned for two card-making classes. As a result, we have a few places available to create these amazing 3D watercolour technique cards in both sessions. Aida is using her gorgeous new paper range called 'Fantasy Land' & all cards have boxes with acetate lids as pictured. Not only will you learn some water-colouring techniques, but you will also get to keep a new mini watercolour set to compliment the range (valued at \$42) along with some other amazing 13@rts products!



Class cost is \$120 which includes all materials to create these 3 amazing cards as well as many extras to take home. All you need to bring is your own consumables (glue & tape) & some tools.

Your kit includes • 3 card boxes+ 3 card bases (square) • Watercolor paper • Fantasy Land paper pad 6x6" • Fantasy land die cuts pack • Fantasy land set of watercolors (mini set) • Chipboards' set (trees, circles, hearts) • Mix of flowers • White fabric, • Mini palette for paints

Both classes are the same & their times are either

- Friday 24th October 2pm - 5pm

OR Sunday 26th October 10am - 1pm

If you would like to join us or if you need further information, please contact Chris or simply reply to this email.

